



Received: 11 October, 2023
Accepted: 02 November, 2023
Published: 03 November, 2023

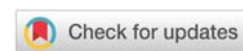
***Corresponding authors:** Md Mahmudul Hasan Khan, Plant Breeder, Oilseed and Legume crops, Bangladesh Agricultural Research Institute, RARS, Barishal-8211, Bangladesh, Tel: +8801712693101; Email: mhasan.bari12@gmail.com

ORCID: <https://orcid.org/0000-0001-8195-3783>

Keywords: *Citrullus lanatus* L; Fertilization; Mulching; Soil salinity; Cost Benefit Ratio (BCR)

Copyright License: © 2023 Islam MM, et al. This is an open-access article distributed under the terms of the Creative Commons Attribution License, which permits unrestricted use, distribution, and reproduction in any medium, provided the original author and source are credited.

<https://www.peertechzpublications.org>



Research Article

Fertilizer doses and mulching effect to mitigate soil salinity and maximize yield of watermelon (*Citrullus lanatus* L.) in coastal region of Bangladesh

Md. Mainul Islam^{1*}, Md. Mahmudul Hasan Khan^{2*}, Md. Shahidul Islam Khan³, Gazi Nazmul Hasan⁴, Nasira Akter⁵, Krisna Chandra Saha⁶, Md. Torikul Islam⁷ and Md. Rashidul Hasan Anik⁸

^{1,3}On-farm research division (OFRD), Bangladesh Agricultural Research Institute (BARI), Patuakhali-8602, Bangladesh

²Plant breeder, Oilseed and Legume crops, Oilseed Research Center, Bangladesh Agricultural Research Institute, RARS, Barishal-8211, Bangladesh

^{4,8}On-farm research division (OFRD), Bangladesh Agricultural Research Institute (BARI), Bhola-8300, Bangladesh

⁵Plant breeder, Regional Horticulture Research Station, Dumki, Patuakhali-8602, Bangladesh

⁶Plant breeder, Oilseed Research Center, Bangladesh Agricultural Research Institute, Gazipur-1701, Bangladesh

⁷Horticulturist, Horticulture Research Center, Bangladesh Agricultural Research Institute, Gazipur-1701, Bangladesh

Abstract

An experiment was conducted in the rabi season at Patuakhali, Bangladesh to verify the effect of different mulching materials for watermelon production under farmers field condition. The aim of this research was to test the possibility of salinity damage can be reduced by elevating potassium (K) fertilization rate on watermelon yield and nutrient uptake under salt stress condition. Four different fertilizer doses T_1 = Soil Test Based (STB), T_2 = STB + 50% K, T_3 = Integrated Plant Nutrients System (IPNS) approach with 5 tonha⁻¹ cowdung (CD) + 50% K and T_4 = Farmers practices with many materials used, P_1 = Silver color polythene mulch, P_2 = Straw mulch, P_3 = No mulch combination. Twenty days old seedling were used in farmers' field. Other nutrients were also applied following STB method. Fertilizer used as the rates of $N_{117}P_{30}K_{30}S_{25}$ (T_1), $N_{117}P_{30}K_{37}S_{25}$ (T_2), $N_{92}P_{22.5}K_{45}S_{25}$ with 5 tonha⁻¹cowdung (T_3) and $N_{100}P_{40}K_{35}S_{30}$ (T_4). All the plant growth, yield and quality characters were superior in T_3 with silver polythene (31.96 tonha⁻¹) while plants without mulch and STB method resulted poor growth and yield of 24.31 tonha⁻¹. The higher rates of K contributed to 7- 27% increased yield over only STB dose for Patuakhali which implies the necessity of higher dose of K in salt affected soil in strengthening yield. With economic point of view, T_3 (IPNS with 5 ton/ha cowdung + 50% K and silver polythene mulch) seedling reported the highest net return of 375780 Bd TK and found more economical with highest cost benefit ratio.

Introduction

In the southern region, huge land remains fallow in the rabi season after harvest of T. Aman rice. Among these, a significant part is medium highland, and the area would be about 50% of

the total fallow land, where watermelon can be grown without competition or with a less competition with Rabi crops [1]. The cultivable areas in coastal districts are affected with varying degrees of salinity [2]. After T. Aman rice harvest land become dry crop establishment become very difficult. So, to find out

a way to crop establishment polybag seedling transplantation an alternative [3]. In this way, a huge fallow land in the rabi season could bring under cultivation, so that socio-economic condition of the farmers would be changed [3].

Salinity is one of the most detrimental factors limiting the productivity of agricultural crops, with adverse effects on germination, plant vigor and crop yield [4]. In Bangladesh, salinization is one of the major natural hazards hampering crop production. High salt content affects the physiology of plants at the cellular and whole-plant levels [5]. Ionic imbalance occurs in cells due to excessive accumulation of Na^+ and Cl^- ions that reduce uptake of K^+ , Ca^{2+} , and Mg^{2+} [6]. It is already reported that elevated amount of K (50% of recommended rate) in coastal region increase yield [7]. In coastal region of Bangladesh salinity were higher in the month of March and April. Potassium is associated with the movement of water, nutrients, and carbohydrates in plant tissue. It's involved with enzyme activation within the plant, which affects protein, starch, and Adenosine Triphosphate (ATP) production [8]. The production of ATP can regulate the rate of photosynthesis [9]. Additionally, potassium aids in controlling the stomata's opening and shutting, which controls the exchange of oxygen, carbon dioxide, and water vapor [10]. Plant development is stunted, and yield is decreased if K is insufficient or not provided in sufficient proportions [11]. The influence of soil temperature on plant growth is related to the fact that warmth promotes crop development through increased water and nutrient uptake, while cold inhibits water uptake due to lower water viscosity and slows down the process of photosynthesis [9,12].

Watermelon is one of the most growing crops in southern coastal region. After T. Aman rice harvest, it is cultivated as a cash crop. According to DAE-2020, Patuakhali report, watermelon production during 2017-2018 at Patuakhali district was 13350 ha. Most of the times watermelon production seriously hampered by early rainfall in March and higher salinity [13]. During 2015 - 2016 rain destroyed most of the watermelon in coastal region. So, watermelon is a very risky crop [14]. To produce watermelon, farmers usually sow the seeds directly in the field at in January after T. Aman rice harvest that greatly affected by rain or hailstorm during March [15]. It is reported that this situation could be overcome by early planting of seedling which may help to early harvest, escape hail storming loss and to get higher market price. Considering the above incidence, this experiment was carried out in Kuakata, Patuakhali, to confirm the impact of various mulch materials on watermelon production under farmers' field conditions. The goals were to investigate the effects of mulch material and Potassium (K) fertilization interactions on watermelon yield and nutrient absorption under salt stress conditions, as well as to test the hypothesis that salinity damage might be mitigated by increasing K fertilization rate. Moreover, this finding will be beneficial to the researchers and the grower to improve the production of this crop under saline prone as well as coastal region.

Materials and methods

During the 2019 - 2020 rabi season, an experiment was

carried out in Kuakata, Patuakhali (Figure 1), to confirm the impact of various fertilizer dosages with mulch materials on watermelon production under farmers' field conditions. Table 1 is a list of the weather data during the farming season. Four different fertilizer doses T_1 = Soil Test Based (STB), T_2 = STB + 25% K, T_3 = IPNS approach with 5 tha^{-1} CD + 50% K and T_4 -Farmers practices with mulch materials used P_1 = Silver color polythene mulch, P_2 = Straw mulch, P_3 = No mulch combination. The treatment combination was shown in Table 2. Twenty days old polybag seedling were used in farmer's field. The experiment was laid out in RCB design with three compact replications having unit plot size 6 m x 5 m. Seeds were sown on 16 January 2020 and harvested started on 15 April 2020. Initial soil nutrient status of experimental site was shown in Table 3 and Figure 2. Standard cultural practices were done as

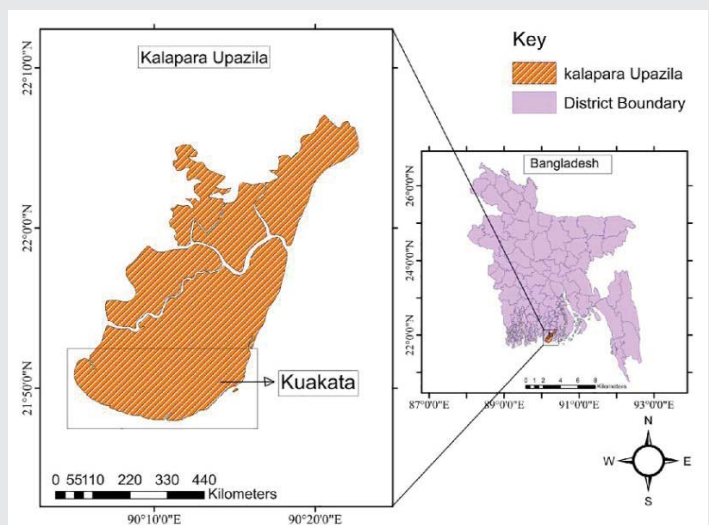


Figure 1: The geographical location of the experimental site.

Table 1: Meteorological data during the cropping season.

Parameter	January	February	March	April
Average high temperature	29.72	28.48	29.24	32.82
Average low temperature	26.23	25.5	27.18	28.85
Average precipitation (mm)	1.85	9.28	59.27	2.37
Average relative humidity (%)	61.03	58.97	76.22	78.75
Soil Texture	Clay loam			
Soil P ^H	5.5 to 6.5			

Sources: OFRD, BARI, Patuakhali.

Table 2: Treatment combinations for watermelon.

Location	Treatments	Fertilizer (kg/ha)						Cowdung (t/ha)
		N	P	K	S	Zn	B	
Kuakata	T1	117	30	30	25	1.12	0.24	-
	T2	117	30	37.5	25	1.12	0.24	-
	T3	117	30	45	25	1.02	0.20	5
	T4	100	40	35	30	0	0	-

Table 3: Initial soil nutrient status of experimental plot.

Location	Nutrient status (Soil test based)								
	pH	EC (dS/m)	OM (%)	K(meq/100g soil)	Total N (%)	P($\mu\text{g/g}$ soil)	S($\mu\text{g/g}$ soil)	Zn($\mu\text{g/g}$ soil)	B($\mu\text{g/g}$ soil)
Average	5.7	1.47	0.76	0.25	0.04	2.90	14.33	0.52	0.40
Status	Acidic	Low	Very low	Low	Very low	Medium	High	Low	Low



Figure 2: Taking moisture data from experimental plot.

and when necessary. Data were collected plot wise and analyzed statistically in open-source software R.

Result and discussion

Soil temperature

Soil temperature play important role to plant growth and seedling establishments. In the polythene, straw, and without mulch soil and air temperatures were recorded at ten alternative day during transplanting to harvesting dated. Over the sampling date soil temperature in polythene mulch treatment ranged from 22.3 °C to 38.5 °C. In the case of straw mulch from 21.4 °C to 34.2 °C but without mulch soil temperature soil temperature range varies 21.4 - 31.1 (Table 4). It indicated that under mulch treatment soil temperature fluctuated more compared to without mulch treatment. The mean temperature of soil in polythene mulch, straw mulch and nomulch treatment was 30.97, 28.1 and 26.15 °C, respectively. Thus, the results clearly evidenced that use of silver polythene mulch can increase soil temperature by 4.82 °C. The air temperature was found 1 °C to 2 °C lower than the soil temperature during the entire data recording periods with mean of 24.5 °C. Kafkafi, [16] and Aragüés, et al. [17] reported that mulches accelerate crop development in cool climates by increasing soil temperature.

Table 4: Periodic soil and air temperature.

Dates	Soil Temperature (°C)			Air Temperature (°C)
	With polythene mulch	with straw mulch	No Mulch	
16.01.2020	24.5	23.6	22.5	20.8
25.01.2020	22.3	21.4	21.4	19.3
05.02.2020	24.5	23.7	23.6	21.2
15.02.2020	28.5	25.9	24.2	22.4
25.02.2020	30.9	27.3	26.4	24.6
05.03.2020	33.5	28.6	26.9	25.7
15.03.2020	34.7	30.7	27.6	26.8
25.03.2020	35.9	32.5	28.3	27.7
05.04.2020	36.4	33.5	29.5	28.9
15.04.2020	38.5	34.2	31.1	30.7
Mean	30.97	28.1	26.15	24.8

Effect of elevated levels of Potassium with different fertilizer doses

The soil was clay and slightly acidic. However, the values of N, P and K were below the critical values of the nutrients in the soil of Patuakhali district, these relatively low level of major nutrients signify the need for augmentation to enhance the optimal performance of watermelon production [14]. The variety Jaguar Jumbos plants per plot were affected by different rates of fertilizers. The excessive level of K application in salt affected soil mostly maximized the yield of watermelon. The fruit yield further increased with the increasing dose K where the highest yield (31.61 tha⁻¹) was recorded with 50% excess K doses with IPNS with 5 ton/ha cowdung, which was statistically similar to 30% excess doses of STB K but significantly higher over rest of the K doses (Table 5). The higher rates of K contributed to 7% - 27% increased yield from soil test-based doses. The highest plants per plot (17.44) were obtained from IPNS with 5 t/ha cowdung + 50% K ie. T₃ Treatments where 50% excess K doses were used. The resulted treatment fertilizer doses were N₉₂P_{22.5}K₄₅S₂₅ with 5 t/ha cow dung. From above observation higher dose of K accelerate significant variation for Vine length, number of fruits per plant, individual fruit weight. The highest vine length (275.11), number of fruits per plant (17.79) and individual fruits weight (6.28) obtained from this treatment (T₃). As a result, the highest yield (31.61) obtained from these treatments. Excess rates of K application in salt affected soil increased the yield and yield contributing character of watermelon and reducing the Na: K ratio in plant tissue. The lowest yield (24.85) was observed in treatment T₁ (N₁₁₇P₃₀K₃₀S₂₅).

Effect of mulching

The result showed that different types of mulching material significantly influenced the growth parameters of watermelon viz- Plants per plot, Vine length, Number of fruits per plan and Individual fruit weight over control. Among different mulching treatments, treatment (P₁) silver polythene mulch resulted higher Plants per plot (17.25), Vine length (265.42), Number of fruits per pit (1.77) and Individual fruit weight (5.54) (Table 6). The increase in growth parameters was attributed to sufficient soil moisture near root zone, increasing soil temperature, minimize soil salinity (Figure 3) and minimized the evaporation loss due to mulching. The extended retention of moisture and availability of moisture also leading to higher uptake of nutrient for proper growth and development of plants, resulted higher growth of plant as compared to control. It was found that all the treatment of mulching material was significantly increased the

Table 5: Effect of fertilizer with elevated level of Potassium on watermelon yield and yield attributes.

Treatment		Plants/plot	Vine length (cm)	No. of fruits/pit	Fruit wt. (kg)	Fruit Yield (t/ha)	Yield increase (%)
Fertilizer doses	Applied K (kg/ha)						
T ₁ - STB	30	14.44 c	243.78 c	1.55 c	4.67 c	24.85 c	-
T ₂ - STB + 25% K	37.5	16.00 b	258.78 b	1.73 ab	5.22 b	27.56 b	10.91
T ₃	45	17.44 a	275.11 a	1.79 a	6.28 a	31.61 a	27.20
T ₄	40	15.67 b	252.44 bc	1.69 b	4.63 c	26.81 b	7.89
CV (%)	-	6.09	4.58	4.86	8.45	3.96	-
Lsd	-	0.94	11.53	0.08	0.43	1.06	-
Significant	-	***	***	***	***	***	-

T₁ - STB, T₂ - STB + 25% K, T₃ - IPNS with 5 ton/ha Cowdung + 50% K, T₄ - Farmers Practice.



fruit yield of watermelon. A similar statement was reported by Khalil, et al. [18]. Among all mulching treatments, maximum fruit yield (27.98 t/ha) recorded in treatment (P₁) silver mulch which was higher as compared to other mulch. The lowest yield (25.33 t/ha) were observed in without mulch condition.

Interaction effect of fertilizer and polythene mulch

The significance different observed Plants per plot, Vine length, Number of fruits per plan and individual fruit weight and fruit yield due to interaction effect of fertilizer doses and mulches (Table 7). The highest plants per plot was observed in T₃P₁ (18.67) which was statistically identical T₂P₁ (18.00) and T₃P₂ (17.33). The lowest plants per plot (13.33) was observed in T₃P₄ treatments. The highest vine length was observed in T₃P₁ (282.33cm) which was statistically identical T₃P₂ (275.67) and T₂P₁ (263.00). Number of fruits per pit was observed in T₃P₁ (1.89) which was statistically similar to T₃P₂ (1.84). The maximum fruit yield was observed in T₃P₁ (31.96) treatment

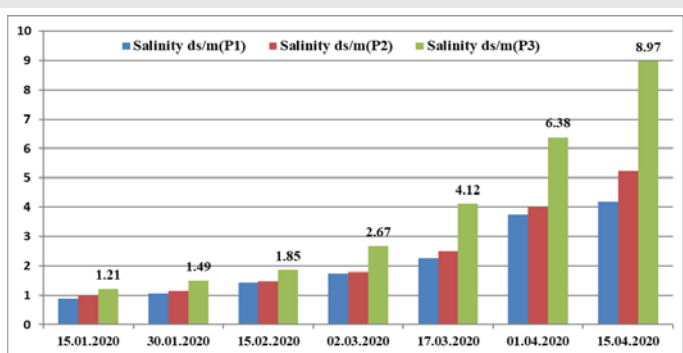


Figure 3: Salinity status of different mulch material at Kuakata, Patuakhali in 2019 - 2020.

because of all its yield boosting character were higher. Treatment combinations having IPNS with 5 t/ha cowdung + 50% K and mulches (polythene or straw) might have conserved soil moisture for longer period and thus reduced soil salinity to some extent that favored better growth and yield. In terms of economics, IPNS with 5 tons/ha of cowdung with 50% K and silver polythene mulch seedling had the greatest net return (375780 tk) and was shown to be more cost-effective with the highest cost-benefit ratio (2.88) (Table 8). This findings in agreement with Muromota, et al. [19] and Mahmood, et al. [20].

Conclusion

Production of high value crops in the coastal saline areas particularly during Rabi season (dry season) is very limited due to rise in soil salinity. The maximum amount of fertilizer dosage that can be increased while reducing the increase in soil

Table 8: Cost and return analysis of watermelon.

Interaction (TxP)	Yield	Gross return (Tk./ha)	Total variable Cost (Tk./ha)	Gross margin (Tk./ha)	BCR
T ₁ P ₁	26.77	481860	195000	286860	2.47
T ₂ P ₁	27.76	499680	197000	302680	2.54
T ₃ P ₁	31.96	575280	199500	375780	2.88
T ₄ P ₁	25.34	474120	198000	276120	2.39
T ₁ P ₂	27.33	491940	193000	298940	2.55
T ₂ P ₂	28.09	505620	194500	311120	2.60
T ₃ P ₂	31.26	562680	199500	363180	2.82
T ₄ P ₂	26.88	483840	195000	288840	2.48
T ₁ P ₃	24.31	437580	189000	248580	2.32
T ₂ P ₃	25.83	464940	193000	271940	2.41
T ₃ P ₃	26.62	479160	194000	285160	2.47
T ₄ P ₃	25.35	459000	191500	267500	2.40

Note: Watermelon @ 18 Tk/kg.

Table 6: Effect of mulching on watermelon yield and yield attributes.

Treatment	Plants/plot	Vine length (cm)	No. of fruits/pit	Fruit wt. (kg)	Fruit Yield (t/ha)	Yield increase (%)
P ₁	17.25 a	265.42 a	1.77 a	5.54 a	27.98 a	10.46
P ₂	15.75 b	258.75 a	1.69 b	5.12 b	26.84 b	5.96
P ₃	14.66 c	248.42 b	1.61 c	4.94 b	25.33 c	-
CV (%)	6.09	4.58	4.86	8.45	3.94	
Lsd	0.82	9.98	0.06	0.37	0.93	
Significant	***	**	***	***	**	

P₁ - Silver polythene mulch, P₂ - Straw mulch, P₃ - No mulch.

Table 7: Interaction effect of K fertilizer and mulch on watermelon yield and yield attributes.

Interaction (TxP)	Plants/plot	Vine length (cm)	No. of fruits/pit	Fruit wt. (kg)	Fruit Yield (t/ha)	Yield increase (%)
T ₁ P ₁	15.67 de	254.00 cdef	1.63 defg	4.33 f	25.34 de	4.24
T ₂ P ₁	18.00 ab	263.00 abc	1.76 abcd	5.14 c	27.76 b	14.19
T ₃ P ₁	18.67 a	282.33 a	1.89 a	6.33 a	31.96 a	31.47
T ₄ P ₁	16.67 bcd	262.33 bcd	1.79 abc	4.69 e	26.77 bc	10.12
T ₁ P ₂	14.33 ef	242.67 def	1.53 fg	5.07 c	26.88 cd	10.57
T ₂ P ₂	15.67 de	259.67 abc	1.74 bcde	5.55 b	28.09 b	15.52
T ₃ P ₂	17.33 abc	275.67 ab	1.84 ab	6.53 a	31.26 a	28.59
T ₄ P ₂	15.67 de	257.00 bcde	1.67 cdef	4.99 d	27.33 c	12.42
T ₁ P ₃	13.33 f	234.67 f	1.50 g	4.61 e	24.31 f	-
T ₂ P ₃	14.33 ef	263.67 cdef	1.67 cde	4.98 d	25.83 cdef	6.25
T ₃ P ₃	15.33 cd	267.33 abc	1.65 def	4.98 d	26.62 bcd	9.50
T ₄ P ₃	14.67 ef	238.00 ef	1.61 efg	4.19 f	25.35 def	4.28
CV(%)	6.09	5.56	4.86	2.67	3.93	-
Lsd	1.64	19.97	0.14	0.235	1.85	-

salinity and promoting crop growth. From this study it was revealed that, fertilizer doses and mulching both minimizes rise in soil salinity significantly. Besides, use of cowdung and extra amount of potassium (K) with recommended fertilizers along with mulching helps to reduce soil salinity and increased crop yield.

Authors' contributions

Md. Mainul Islam and Md. Shahidul Islam Khan are key personnel for the conceptualization of this article. Md. Mainul Islam and Md. Mahmudul Hasan Khan were responsible for methodology, data curation, and the formal analysis. Md. Mainul Islam and Md. Mahmudul Hasan Khan wrote the original draft of this paper. Gazi Nazmul Hasan, Nasira Akter, Krisna Chandra Saha and Md. Torikul Islam reviewed and edited the paper. All authors have read sincerely and agreed to publish a version of the manuscript.

Acknowledgement

The authors are grateful to Bangladesh Agricultural Research Institute (BARI), officer-in-charge, OFRD, and as well as all the staff of the on-farm research division, Patuakhali.

References

1. Numan A, Khan M, Uddin R, Rahman M, Bhuiyan M, Akter N. Risk assessment of commonly used major pesticides for tomato (*Solanum lycopersicum* L.) cultivation in Bangladesh. *Adv in NutrFd Sci: ANAFS-109*. 2018.
2. Bar-Tal A, Feigenbaum S, Sparks DL. Potassium salinity interactions in irrigated corn. *Irrig. Sci.* 1991; 12:27-35.
3. Khan MH, Bhuiyan SR, Saha KC, Bhuiyan MR, Ali ASMY. Variability, correlation and path co-efficient analysis of bitter melon (*Momordica charantia* L.). *Bangladesh Journal of Agricultural Research*. 2015; 40(4):607-618.
4. Munns R, Tester M. Mechanisms of salinity tolerance. *Annu Rev Plant Biol.* 2008; 59:651-81. doi: 10.1146/annurev.arplant.59.032607.092911. PMID: 18444910.
5. Aduloju MO. Acid extractable micronutrients (Mn and Zn) in selected soils of vegetables producing areas of Kwara State, Nigeria. *Niger J Horticult Sci.* 2004; 9:116-199
6. Bayuelo-Jiménez JS, Debouck DG, Lynch JP. Growth, gas exchange, water relations, and ion composition of Phaseolus species grown under saline conditions. *Field Crops Research*. 2003; 80(3):207-222.
7. Shill DD, Southern WM, Willingham TB, Lansford KA, McCully KK, Jenkins NT. Mitochondria-specific antioxidant supplementation does not influence endurance exercise training-induced adaptations in circulating angiogenic cells, skeletal muscle oxidative capacity or maximal oxygen uptake. *J Physiol.* 2016 Dec 1;594(23):7005-7014. doi: 10.1113/JP272491. Epub 2016 Sep 18. PMID: 27501153; PMCID: PMC5134375.
8. Khan MH, Bhuiyan SR, Rashid MH, Ghosh S, Paul SK. Variability and heritability analysis in short duration and high yielding Brassica rapa L. *Bangladesh Journal of Agricultural Research*. 2013; 38(4):647-657.
9. Chaves MM, Flexas J, Pinheiro C. Photosynthesis under drought and salt stress: Regulation mechanism of whole plant to cell. *Ann. Bot.* 103:551-568. Department, Joydebpur, Gazipur. 2009; 35-65.
10. Ben-Hayyim G, Kafkafi U, Ganmore-Neumann R. Role of Internal Potassium in Maintaining Growth of Cultured Citrus Cells on Increasing NaCl and CaCl₂ Concentrations. *Plant Physiol.* 1987 Oct;85(2):434-9. doi: 10.1104/pp.85.2.434. PMID: 16665716; PMCID: PMC1054274.
11. Khan MH, Ali MM, Bhuiyan SR, Mahmud F. Genetic divergence in rapeseed-mustard (*Brassica rapa* L.). *Bangladesh Journal of Agricultural Research*. 2013; 38(3):417-423.
12. Khan MMH, Rafii MY, Ramlee SI, Jusoh M, Mamun A. Genetic Variability, Heritability, and Clustering Pattern Exploration of Bambara Groundnut (*Vigna subterranea* L. Verdc) Accessions for the Perfection of Yield and Yield-Related Traits. *Biomed Res Int.* 2020 Dec 19; 2020:2195797. doi: 10.1155/2020/2195797. PMID: 33415143; PMCID: PMC7769641.
13. Haque SA. Salinity Problems and Crop Production. In: *Coastal Regions Of Bangladesh Pak. J. Bot.* 2006; 38(5): 1359-1365.
14. Jahan N, Khan MH, Ghosh S, Bhuiyan SR, Hossain S. Variability and heritability analysis in F4 genotypes of Brassica rapa L. *Bangladesh Journal of Agricultural Research*. 2014; 39(2):227-241
15. Khan MMH, Talukder ZH, Uddin MN, Rokon GM, Atikuzzaman M, Mursheed N. Tracking of Diversity among a Wide Local Collection of Bitter Melon (*Momordica charantia* L.) Landraces in Bangladesh. 2018.
16. Kafkafi U. Plant nutrition under saline conditions. In: Shainberg I, Shalhevet J (eds) *Soil salinity under irrigation*. Springer, Berlin. 1984.
17. Aragón-Peñalba M, Egea-Alvarez A, Arellano SG, Gomis-Bellmunt O. Droop control for loss minimization in HVDC multi-terminal transmission systems for large offshore wind farms. *Electric Power Systems Research*. 2014; 112:48-55.
18. Khalil MA, Amer F, Elgabli MM. A salinity-fertility interaction study on corn and cotton. *Soil Sci Soc Am Proc.* 1967; 31:683-686.
19. Mahmood GI, Ligrani PM. Heat transfer in a dimpled channel: combined influences of aspect ratio, temperature ratio, Reynolds number, and flow structure. *International Journal of Heat and mass transfer*. 2002; 45(10):2011-2020.
20. Muromota TM, Aoki Y, Suzuki T, Kusaka JC, Kheng W, Higushi T. Effect of rhizosphere conditions on the growth of straw berry. *Bulletin 39. Facult Agric., Yamaguchi University Yamaguchi*. 1991; 23-25.